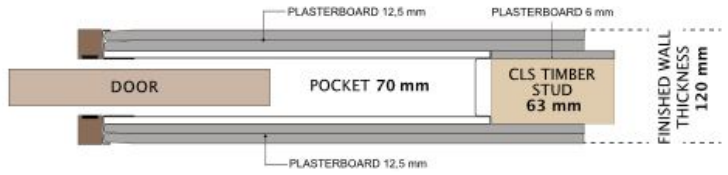


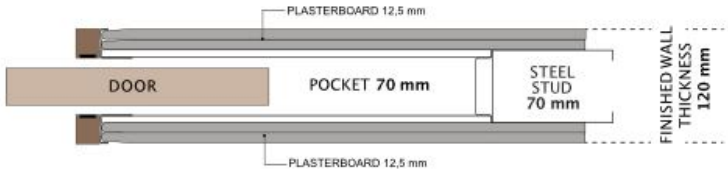
Choose a finished wall thickness : Either 95 | 100 | 115 | 125mm - depending on your studwork size

**120mm FINISHED WALL**

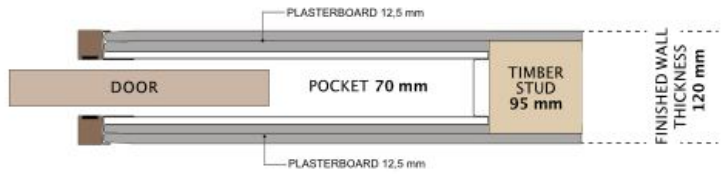
**63MM STUD**



**70MM STUD**



**95MM STUD**

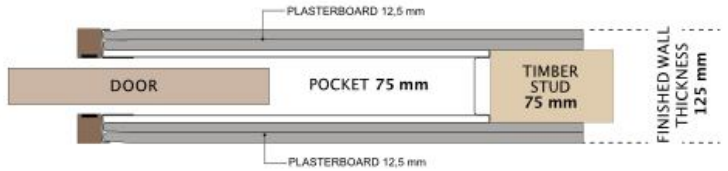


e.g if you are working with a **95mm stud** you would require **120mm finished wall system.**

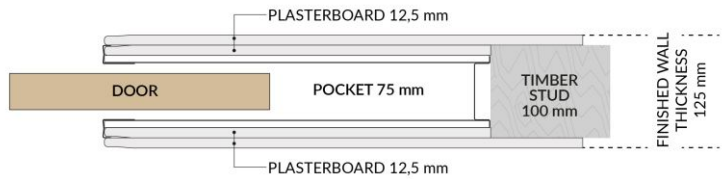


**125mm FINISHED WALL**

**75MM STUD**



**100MM STUD**



**140mm FINISHED WALL**

**89MM STUD**

